


Plastic Surgery Direct Browlift

A totally new approach to

Upper Facial Rejuvenation

endotine[®]
transbleph



MICROAIRE[®]
aesthetics

Bleph Incision Browlift Result.

The ENDOTINE TransBleph is the best of both worlds for rejuvenation surgeries: the pioneering fixation of multipoint, bioabsorbable implants, and the ability to perform two effective procedures through a single incision—without the need of general anesthesia or expensive equipment.



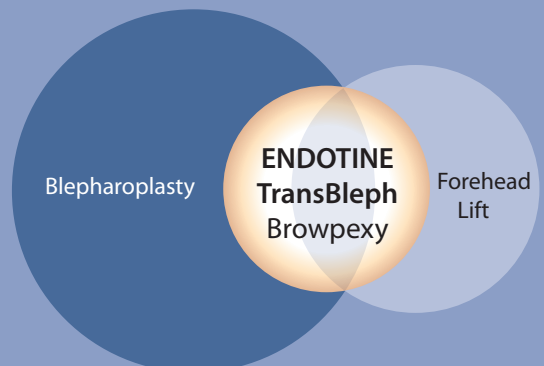
With the TransBleph, you can now offer your patients a dynamic new combination in eye rejuvenation that is simple, quick and direct.

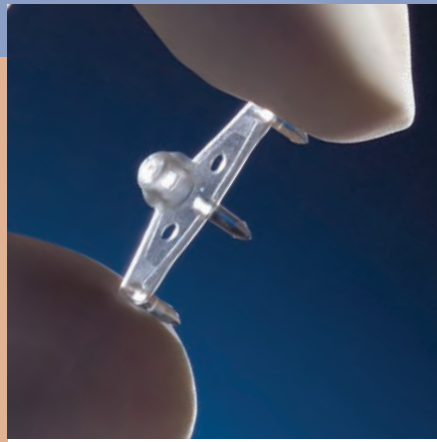
Simple and Quick The entire procedure is performed under local anesthesia and can be completed in just minutes per side.

Secure and Adjustable Our patented, multipoint design provides secure fixation and the ability to easily readjust brow height for optimal correction and position.

More Options Your upper bleph patients with mild to moderate brow ptosis who are reluctant to undergo a conventional full forehead lift may now become surgical candidates with this less invasive procedure.

Expand Your Market





endotine® *transbleph*

For Direct Browpexy

DIRECT FIXATION FOR DIRECT RESULTS The ENDOTINE TransBleph is a revolutionary new product that allows you to perform a browlift through a single, upper lid incision used for a conventional blepharoplasty. Using our patented, multipoint soft tissue fixation technology—via a small, three tined bioabsorbable implant—you now have new opportunities to help your patients regain a youthful, beautiful appearance around the eyes, without undergoing a complete forehead lift.

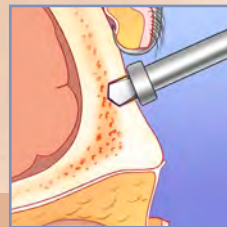
Closer is better The ENDOTINE TransBleph is placed underneath the brow and anchored directly to the underlying bone for secure brow elevation, with minimal subperiosteal dissection required.

Bleph and brow, an unbeatable combination You can now achieve the combined goals of removing upper eyelid skin and repositioning of the brow in a single surgical session.

No endoscope required By utilizing the upper blepharoplasty incision for access, the ENDOTINE TransBleph helps simplify the browlift procedure. No expensive endoscopic equipment is required meaning fewer instruments to set up, process and maintain.

TransBleph Procedure

The ENDOTINE TransBleph:
Fast. Simple. Effective.



THE PROCEDURE*:

1

APPROACH

The supraorbital rim is approached subperiosteally through an upper blepharoplasty incision. The brow is released to create adequate mobility.

2


MAKE THE HOLE

An anchoring hole for the ENDOTINE TransBleph is drilled in the frontal bone using the enclosed drill bit.

AN ENDOTINE TRANSBLEPH FOR ALL PATIENT TYPES


CFD-080-0177 ENDOTINE TransBleph features tines with tips that are 3.0mm above the platform. This size is designed for patients with thin brow tissue where sensitivity to tine palpability may be a concern.

3.0 mm



CFD-080-0167 ENDOTINE TransBleph features tines with tips that are 3.5mm above the platform. This size is designed for patients with thick brow tissue where more aggressive fixation is desired.

3.5 mm



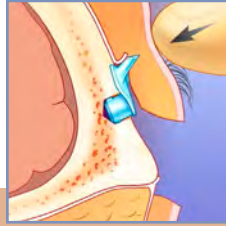
The ENDOTINE TransBleph bioabsorbable implant extends your treatment capabilities. Once an upper lid blepharoplasty incision is completed, the incision is advanced to the superior border of the orbital rim. Subperiosteal dissection is then completed to release the brow.



3
PLACE THE DEVICE
The implant is inserted into the hole until the platform lays flush against the frontal bone.



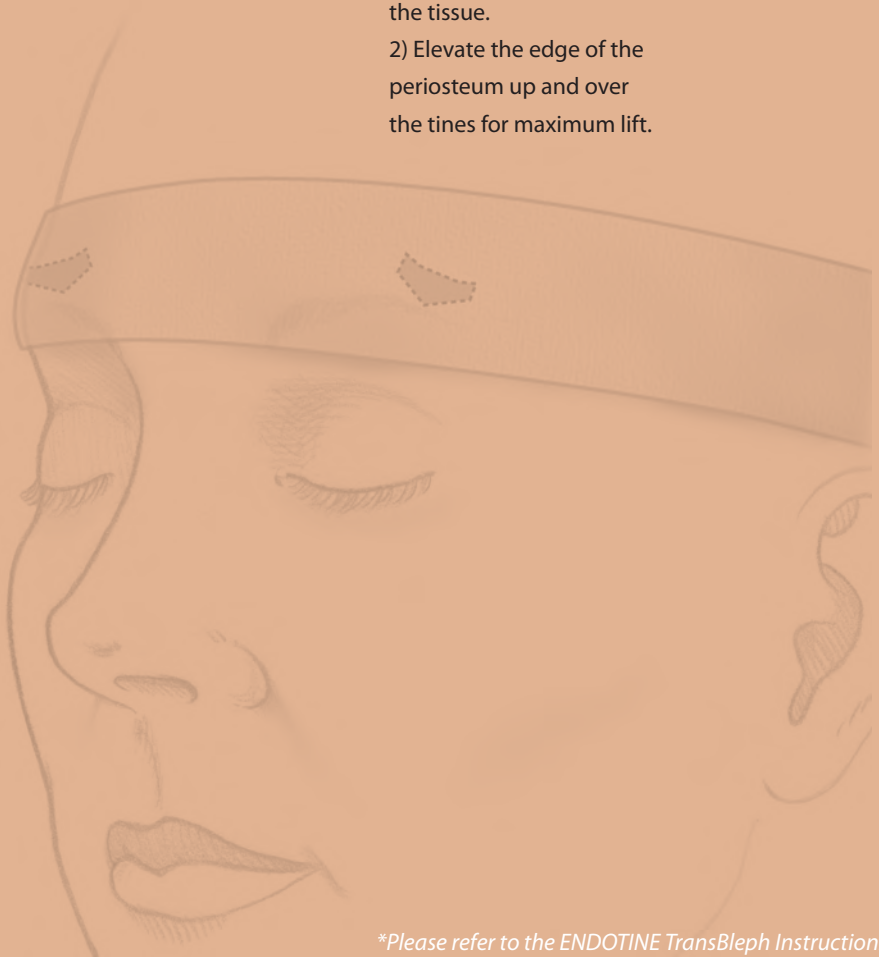
4
RELEASE THE DEVICE
The implant is released from the insertion tool.



5
TWO FIXATION POINTS
1) Elevate the periosteum to achieve the desired brow height. Use digital pressure to engage the tissue.
2) Elevate the edge of the periosteum up and over the tines for maximum lift.



6
CLOSURE
The incision is closed with standard technique and a compression bandage is applied.



**Please refer to the ENDOTINE TransBleph Instructions for use for complete procedure instructions.*

Ordering Information



Each ENDOTINE TransBleph comes preloaded, ready for immediate placement.

CAT#	PRODUCT NAME	PRODUCT DESCRIPTION	QUANTITY
CFD-080-0177	ENDOTINE TransBleph™ 3.0	Bioabsorbable brow fixation device with 3.0mm tine height, including disposable drill bit and insertion tool	Single
CFD-080-0167	ENDOTINE TransBleph™ 3.5	Bioabsorbable brow fixation device with 3.5mm tine height, including disposable drill bit and insertion tool	Single
CFD-060-0197	ENDOTINE Midface™ ST 4.5	Bioabsorbable midface suspension device with 4.5mm tine height, fixes to soft tissue	Single
CFD-020-0197	ENDOTINE Midface™ B 4.5	Bioabsorbable midface suspension device and anchor screws, fixes to bone	Single
CFD-020-4320	ENDOTINE Midface B Instrument Kit	Clipper, drill bit, tap tool, anchor inserter and sterilization tray with lid	Single
22202	ENDOTINE Forehead™ 3.0	Bioabsorbable brow fixation device, with 3.0mm tine height	2 Pack
22102	ENDOTINE Forehead 3.5	Bioabsorbable brow fixation device with 3.5mm tine height	2 Pack
CFD-010-0167	ENDOTINE Forehead- <i>mini</i> ™ 3.0	Bioabsorbable brow fixation device with 3.0mm tine height, including disposable drill bit and insertion tool	Single
CFD-010-4320	ENDOTINE Forehead Instrument Kit	ENDOTINE Forehead insertion tool, drill bits, sterilization tray with lid	Single
CFD-899-4000	Manual Surgical Drill	Manual surgical hand drill for use with ENDOTINE implants	Single

PATENT PENDING: This product is covered by one or both of the following U.S. Patents: 6,645,226 and 6,485,503.



MicroAire Surgical Instruments, LLC

3590 Grand Forks Boulevard
Charlottesville, Virginia 22911 USA
800.722.0822
+434.975.8000
www.Endotine.com

© 2010, MicroAire Surgical Instruments LLC.
All rights reserved.

LBL-080-7001 Rev G